

Scaled data based on original data using
LM-79-08 Approved Method: Electrical and Photometric Measurements of Solid-
State Lighting Products

Test Report Prepared for
Cooper Lighting Solutions
(formerly Eaton)

Brand: STREETWORKS

Report Number: P450206

Luminaire Tested: **GLAN-SA1A-727-U-T1**

Issue Date: 1/4/2021

Test Information

Test Method: LM-79-08
Report Number: P450206
TEST IS SCALED FROM IESNA LM-79-08 TEST DATA (G3-2011-042-5)
Test Lab: INNOVATION CENTER
Issue Date: 1/4/2021
Manufacturer: COOPER LIGHTING SOLUTIONS (FORMERLY EATON)
Product Line: STREETWORKS
Catalog Number: GLAN-SA1A-727-U-T1
Description: GALLEON AREA AND ROADWAY LUMINAIRE
(1) 70 CRI, 2700K, 615mA LIGHTSQUARE WITH 16 LEDS AND TYPE I OPTICS
Light Source: -
Ballast/Driver: ELECTRONIC DRIVER

Summary

Lumens per Lamp: N/A
Luminaire Lumens: 3863 lumens
Efficiency: N/A
Efficacy: 117.1 lumens/watt
Luminous Opening: Rectangular (W 0.5' x L: 0.5' x H: 0')
IES Classification: Type I - Short
BUG Rating: B2 - U0 - G2

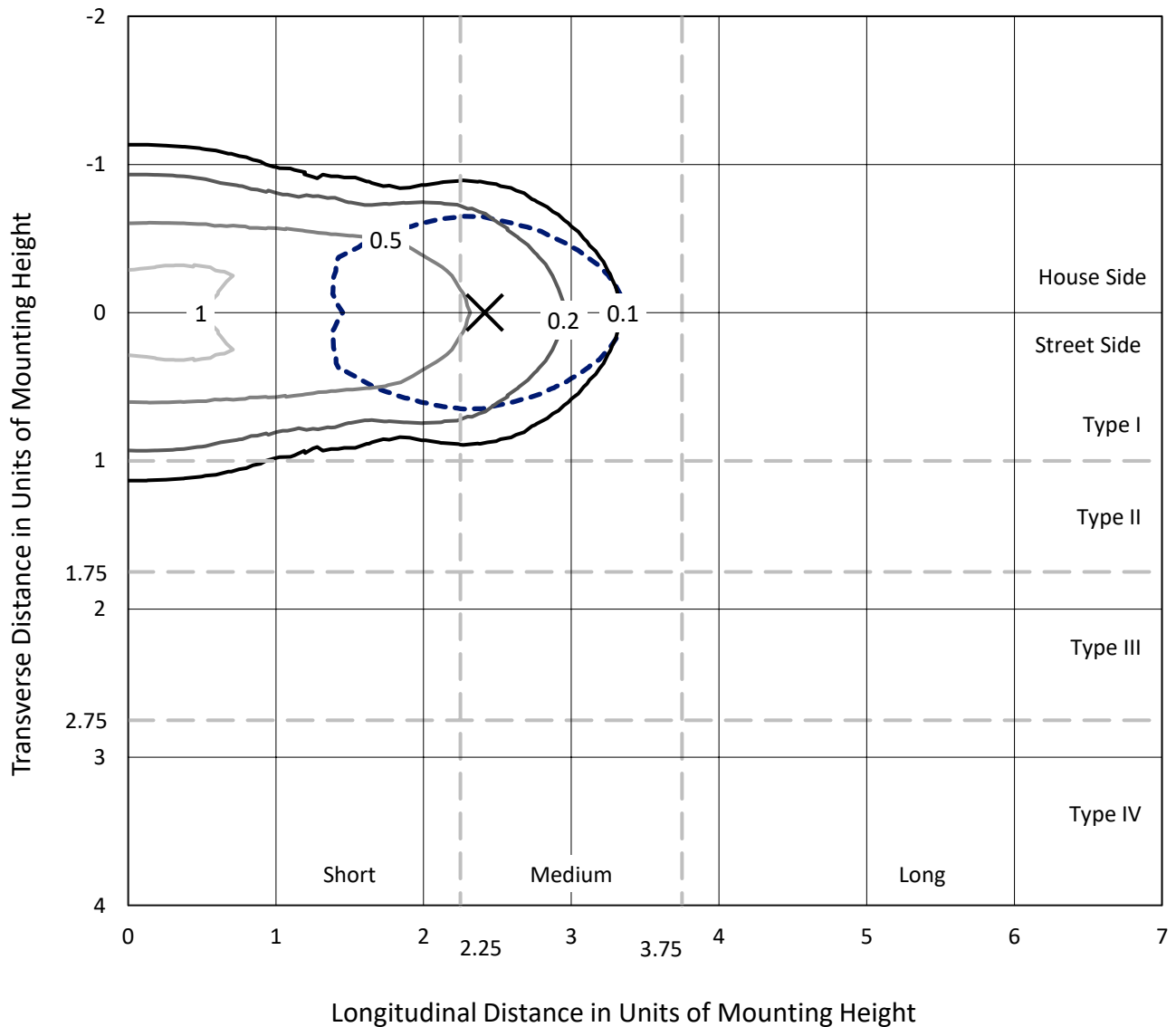
Input Watts (W): 33
Input Voltage (V): NR
Input Current (A_{in}): NR
Voltage Rise (V): NR
Power Factor: NR
Total Harmonic Distortion (THDi): NR
Frequency (hertz): 60
Stabilization Time: NR
Operation Time: NR
Ambient Temperature (°C): NR
Test Distance: 24 FT



REPORT NUMBER: P450206
 CATALOG NUMBER: GLAN-SA1A-727-U-T1

Iso-Footcandle Lines of Horizontal Illumination

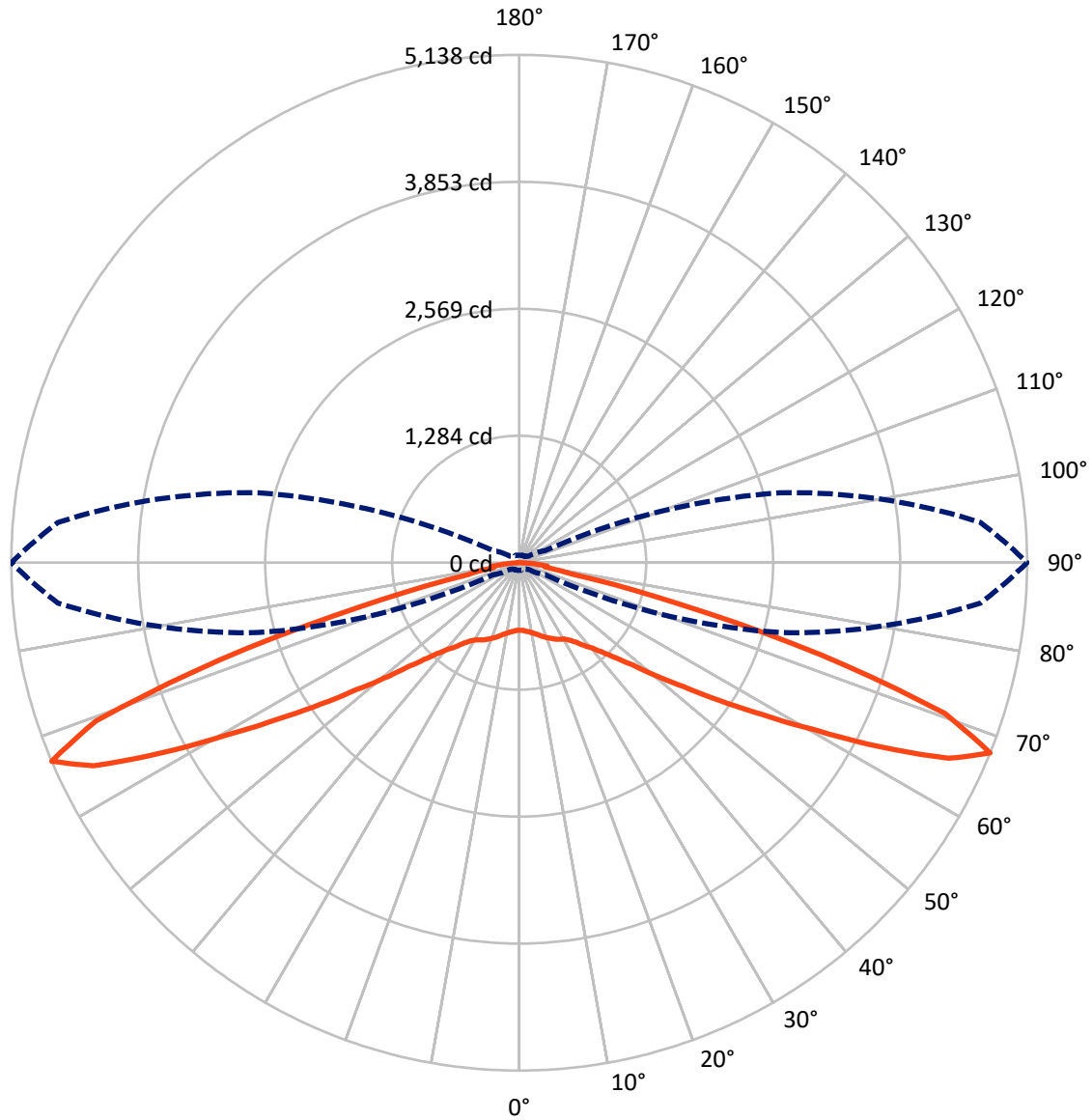
× Max cd
 - - - 1/2 Max cd



Based on 25 foot mounting height. Maximum calculated value = 1.1 fc
 Type I - Short - N/A

REPORT NUMBER: P450206
CATALOG NUMBER: GLAN-SA1A-727-U-T1

Luminous Intensity Polar Plot



— Vertical Plane Through 90-Deg Lateral - - - Horizontal Cone Through 67.5-Deg Vertical

REPORT NUMBER: P450206

CATALOG NUMBER: GLAN-SA1A-727-U-T1

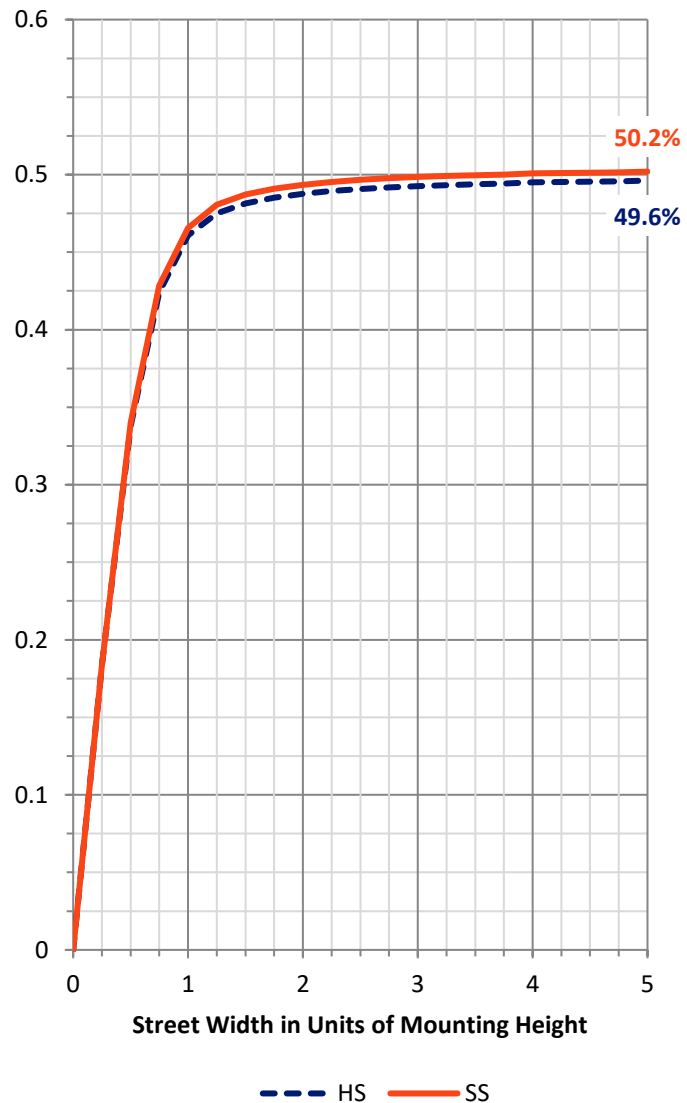
FLUX DISTRIBUTION:

		Downward	Upward	Total
House Side	Lumens	1931.5	0.0	1931.5
	% Fixture	50.0	0.0	50.0
Street Side	Lumens	1931.5	0.0	1931.5
	% Fixture	50.0	0.0	50.0
Total	Lumens	3863.0	0.0	3863.0
	% Fixture	100.0	0.0	100.0

Coefficient of Utilization

ZONAL LUMENS:

Zone	Lumens	% Fixture
0°-10°	68.2	1.8
10°-20°	218.1	5.6
20°-30°	365.1	9.5
30°-40°	494.6	12.8
40°-50°	626.5	16.2
50°-60°	782.7	20.3
60°-70°	920.0	23.8
70°-80°	352.0	9.1
80°-90°	35.7	0.9
90°-100°	0.0	0.0
100°-110°	0.0	0.0
110°-120°	0.0	0.0
120°-130°	0.0	0.0
130°-140°	0.0	0.0
140°-150°	0.0	0.0
150°-160°	0.0	0.0
160°-170°	0.0	0.0
170°-180°	0.0	0.0
0°-90°	3863.0	100.0
0°-180°	3863.0	100.0



REPORT NUMBER: P450206

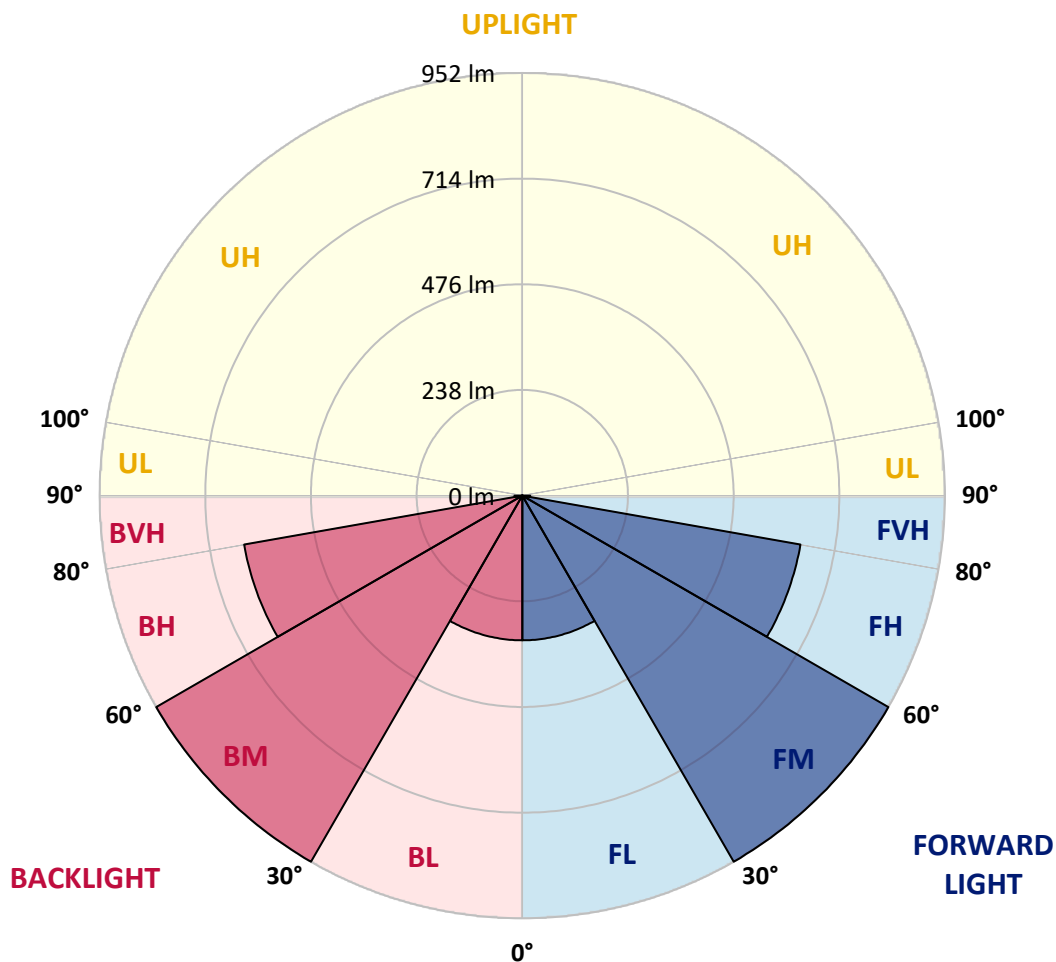
CATALOG NUMBER: GLAN-SA1A-727-U-T1

LUMINAIRE CLASSIFICATION SYSTEM LUMEN TABLE AND BUG RATING:

Zone	Lumens	% Fixture	Zone Rating/Lumen Limit		
			B	U	G
FL (0°-30°)	325.7	8.4			
FM (30°-60°)	951.9	24.6			
FH (60°-80°)	636.0	16.5			G0/660
FVH (80°-90°)	17.8	0.5			G1/100
BL (0°-30°)	325.7	8.4	B1/500		
BM (30°-60°)	951.9	24.6	B1/1000		
BH (60°-80°)	636.0	16.5	B2/1000		G2/1000
BVH (80°-90°)	17.8	0.5			G1/100
UL (90°-100°)	0.0	0.0		U0/0	
UH (100°-180°)	0.0	0.0		U0/0	

BUG Rating: B2-U0-G2

Type I Short





REPORT NUMBER: P450206
 CATALOG NUMBER: GLAN-SA1A-727-U-T1

CANDELA DISTRIBUTION (FULL):

	0°	5°	15°	25°	35°	45°	55°	65°	75°	85°	90°
0°	683.9	683.9	683.9	683.9	683.9	683.9	683.9	683.9	683.9	683.9	683.9
2.5°	692.6	692.2	692.4	692.2	692.9	692.4	689.9	687.7	686.0	686.2	685.6
5°	707.4	707.6	707.8	706.8	708.3	707.4	703.3	699.9	696.5	695.2	694.8
7.5°	719.6	720.7	721.3	722.4	724.9	724.9	722.8	717.9	710.4	706.1	705.9
10°	731.8	732.6	734.6	738.0	742.3	746.3	745.5	738.8	729.2	721.9	720.2
12.5°	736.1	737.1	743.6	753.4	763.0	770.9	770.9	765.6	753.2	742.1	738.8
15°	721.1	723.0	734.6	755.5	780.8	798.1	801.9	794.5	781.2	764.1	760.2
17.5°	691.4	696.1	713.0	744.0	785.9	821.8	833.0	829.3	812.2	790.4	785.9
20°	659.5	664.6	682.6	723.7	781.6	835.7	868.0	868.9	847.7	816.1	809.4
22.5°	624.4	628.3	651.4	699.5	768.8	839.0	898.2	913.0	884.3	841.7	832.3
25°	585.0	589.3	613.5	665.5	744.6	835.3	925.8	958.3	922.6	869.1	857.1
27.5°	547.4	549.1	575.0	627.8	712.7	825.9	946.1	1000.0	964.9	891.8	876.6
30°	511.2	515.3	538.2	590.4	676.2	807.5	963.7	1047.5	1010.5	915.5	896.1
32.5°	473.0	477.9	502.7	555.5	639.6	779.9	974.4	1099.5	1074.0	954.0	933.3
35°	436.2	439.4	464.4	515.7	603.9	747.8	976.3	1158.1	1156.0	1012.4	984.8
37.5°	398.5	403.2	428.5	477.7	566.0	713.8	966.7	1220.4	1254.8	1093.5	1063.8
40°	362.4	366.4	391.2	440.9	523.0	672.3	943.8	1277.3	1370.1	1176.9	1134.8
42.5°	323.0	324.1	351.2	401.7	480.9	624.2	910.8	1328.0	1498.7	1288.8	1236.4
45°	278.3	281.1	306.3	355.9	432.5	570.3	866.1	1369.9	1661.7	1443.9	1372.4
47.5°	233.6	235.9	259.0	308.0	379.7	508.5	797.2	1406.7	1828.9	1640.9	1547.2
50°	190.0	191.2	210.1	253.5	320.2	443.4	711.9	1418.4	2018.0	1919.8	1800.3
52.5°	150.2	152.1	166.4	200.4	256.7	366.6	619.7	1389.3	2238.8	2250.6	2082.0
55°	121.7	122.4	133.1	158.1	200.6	286.2	508.5	1308.3	2476.2	2674.3	2459.3
57.5°	104.8	105.2	111.2	125.1	154.4	215.8	394.5	1154.9	2689.5	3170.8	2894.4
60°	95.2	95.4	98.8	107.0	122.4	165.6	282.6	938.4	2900.0	3723.3	3435.2
62.5°	89.2	89.2	91.6	96.0	103.5	127.1	204.7	677.0	3044.2	4284.0	4101.7
65°	83.4	83.4	85.1	88.3	92.4	104.0	151.2	441.5	3040.5	4692.3	4772.1
67.5°	76.8	76.8	78.1	81.3	83.6	89.4	116.8	289.2	2731.2	4683.4	5137.9
70°	68.9	68.9	70.6	73.4	75.3	78.9	92.2	197.9	2006.5	3998.8	4569.3
72.5°	61.0	61.2	62.2	65.0	66.5	68.7	76.6	138.6	1230.8	2722.9	3195.0
75°	52.2	52.6	53.7	56.5	57.8	58.6	64.6	98.8	622.7	1468.1	1671.5
77.5°	42.1	43.0	43.6	46.6	47.5	48.8	53.3	71.4	273.4	527.5	532.2
80°	30.8	31.9	33.8	36.6	37.2	38.1	40.6	50.7	123.9	240.9	261.6
82.5°	22.7	24.2	21.8	25.5	25.5	24.4	28.7	34.0	56.9	238.5	285.4
85°	12.4	12.6	11.3	13.0	13.9	13.7	15.2	16.7	27.6	159.1	164.1
87.5°	3.0	3.2	3.4	4.1	4.9	4.9	5.3	4.7	9.0	51.6	29.5
90°	0.0	0.0	0.0	0.0	0.0	0.0	0.0	0.0	0.0	0.0	0.0

(END OF REPORT)